


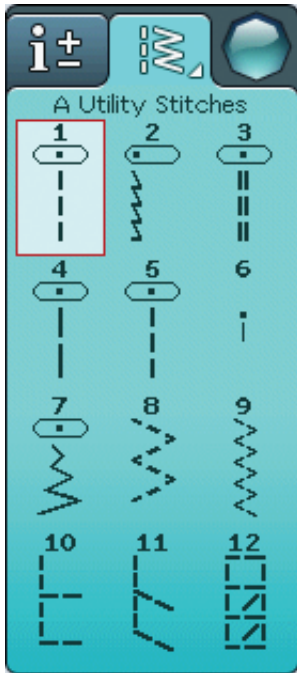


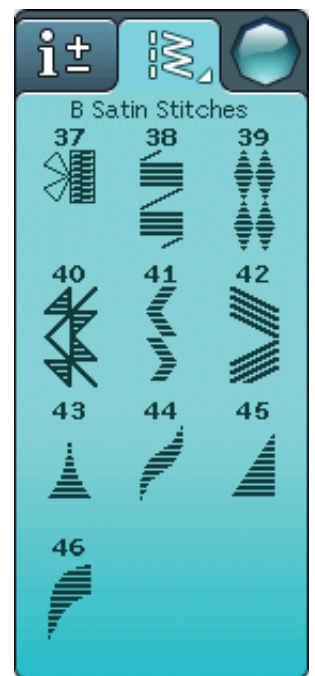
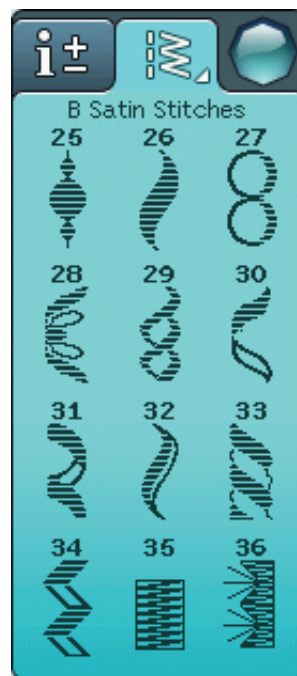
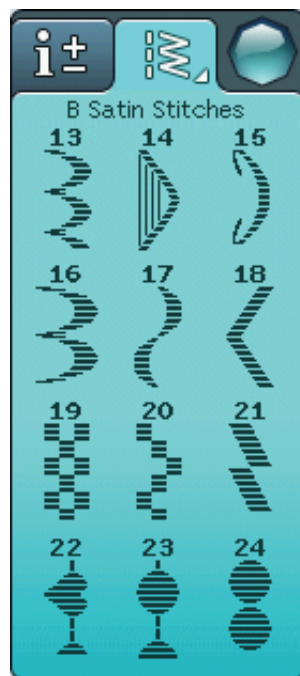

A - Utility

Stitches for garment sewing and mending.



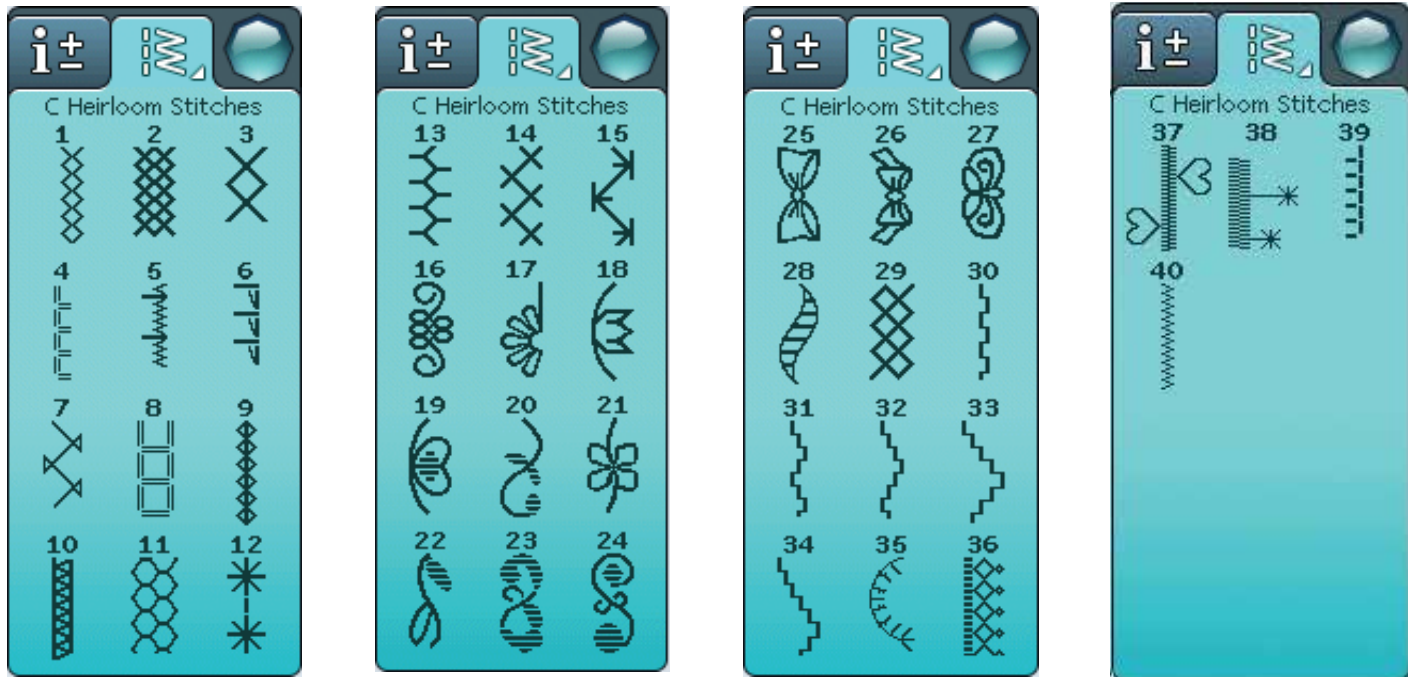
B - Satin Stitches

For decorative sewing and appliqué.




C - Heirloom Stitches

For hemstitching, smocking and sewing on lace, trims and much more. Some stitches can be used with a wing needle.



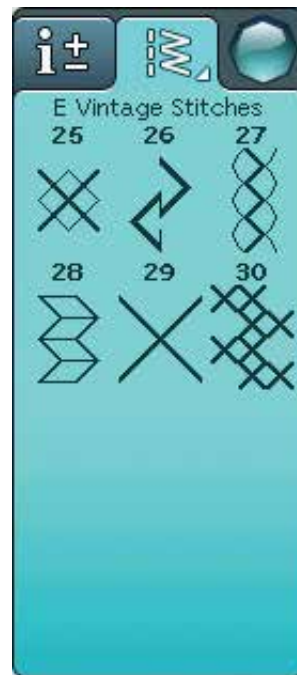

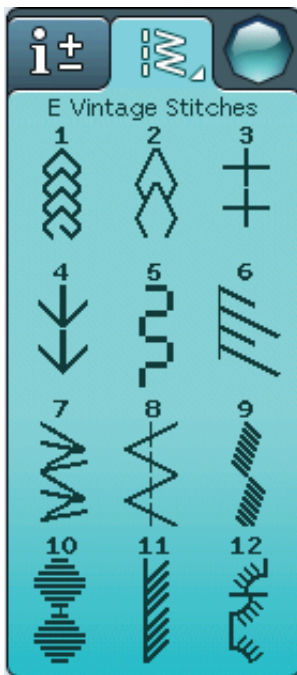
D - Quilt Stitches

Stitches for all types of quilting techniques.




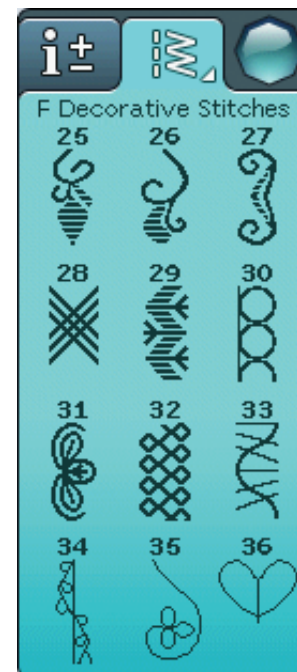
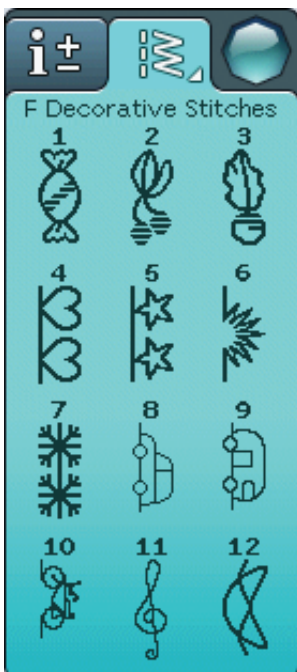
E - Vintage Stitches

A selection of quilt stitches for crazy patch quilting and decorative stitching.



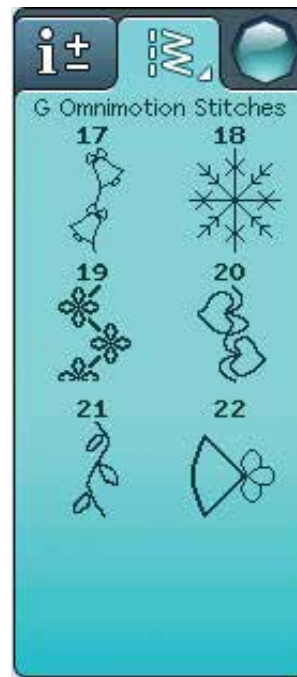

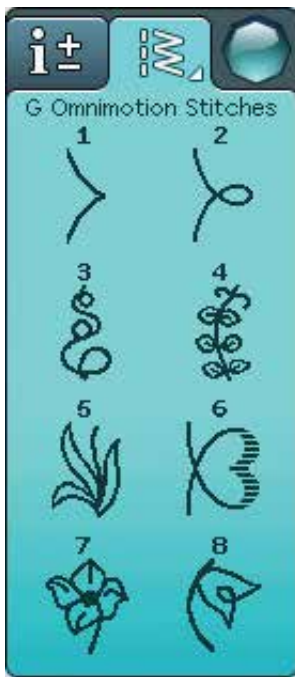
F - Decorative Stitches

For decorative sewing,



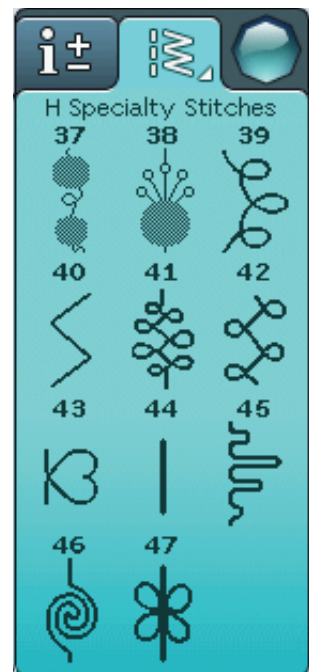
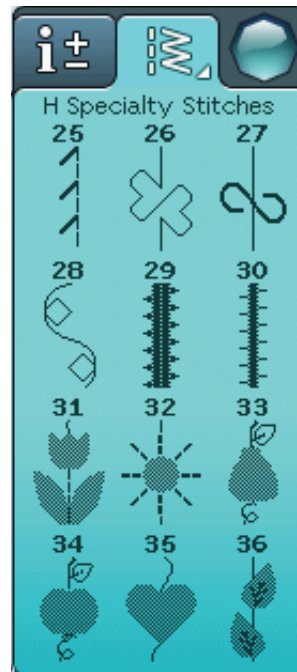


G - Omnimotion stitches

Sew decorative sidemotion stitches with the S-foot.



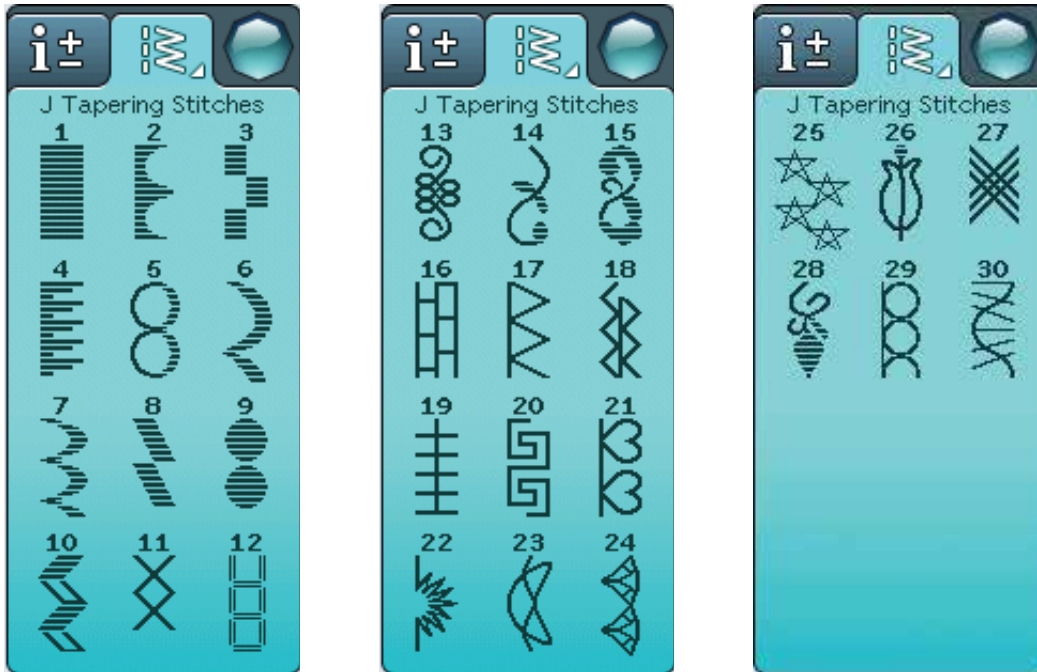
H - Specialty stitches

Sew special techniques including candlewicking and edging. Extra accessories may be needed. Use Quick Help for detailed information.



J - Tapering stitches

These stitches can be used for tapering.



ALPHABETS

Block

ABCDEFGHIJKLMNOPQRSTUVWXYZ Ä Å Ö - _
 abcdefghijklmnopqrstuvwxyz å ä ö , . _
 1 2 3 4 5 6 7 8 9 0 Æ æ Ø ø à á ç ë è é ê í ó ù ú Ñ ñ ß & ? ! ' @

Brush Line

ABCDEFGHIJKLMNOPQRSTUVWXYZ Ä Å Ö - _
 abcdefghijklmnopqrstuvwxyz å ä ö , . _
 1 2 3 4 5 6 7 8 9 0 Æ æ Ø ø à á ç ë è é ê í ó ù ú Ñ ñ ß & ? ! ' @

Script

ABCDEFGHIJKLMNOPQRSTUVWXYZ Ä Å Ö - _
 abcdefghijklmnopqrstuvwxyz å ä ö , . _
 1 2 3 4 5 6 7 8 9 0 Æ æ Ø ø à á ç ë è é ê í ó ù ú Ñ ñ ß & ? ! ' @

Cyrillic and Hiragana

Russian and Japanese alphabets. See the fonts on the Color Touch Screen of your sewing machine.